

# Art roman et art gothique



Notre-Dame la Grande de Poitiers



Notre-Dame de Reims

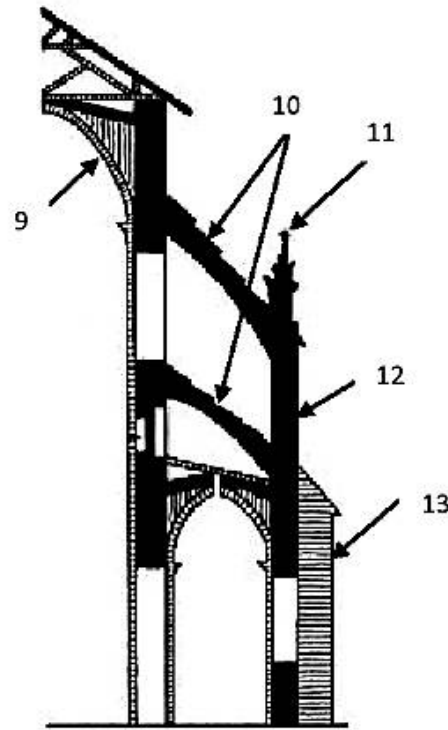
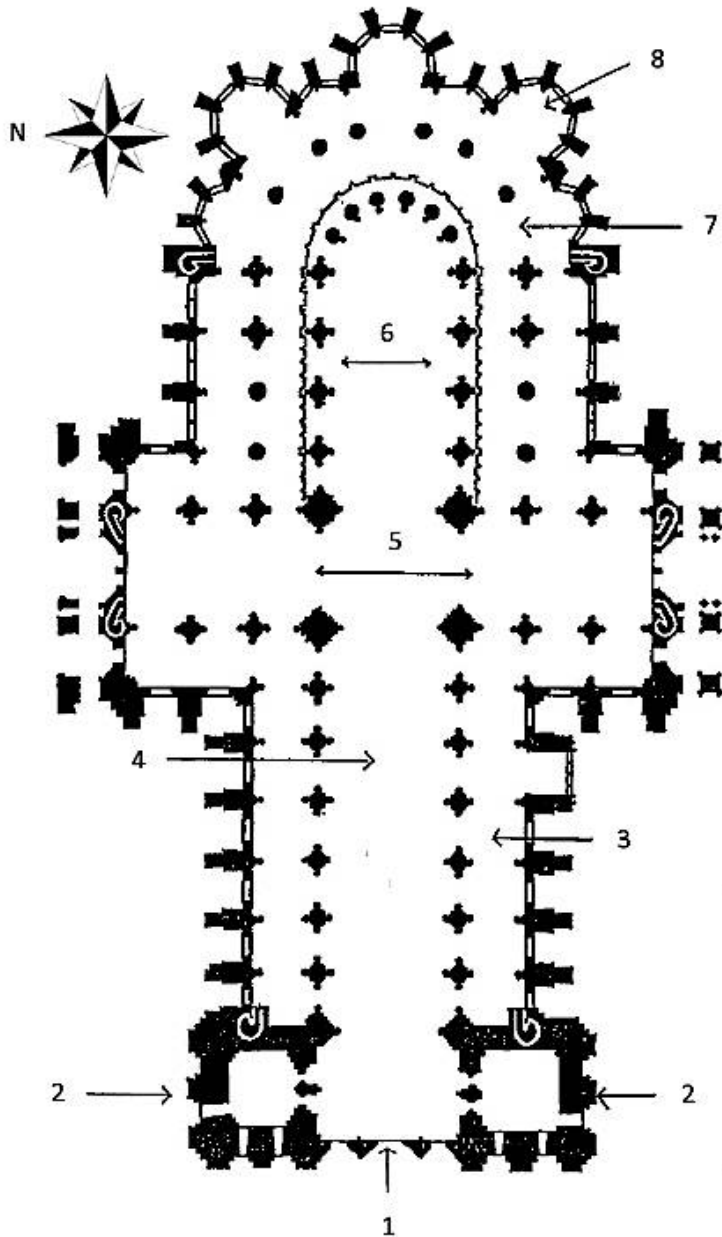


Basilique Saint-Sernin de Toulouse



Notre-Dame de Bayeux

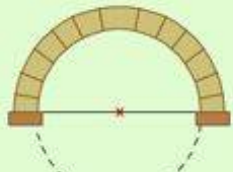
## Plan d'une cathédrale gothique et éléments d'architecture



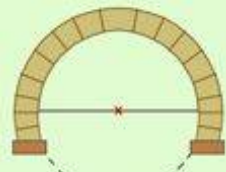
Indiquez à quoi correspondent les numéros portés sur le plan

- 1.
- 2.
- 3.
- 4.
- 5.
- 6.
- 7.
- 8.
9. Arc
10. Arcs-boutants
11. Pinnacle
12. Culée
13. Contrefort

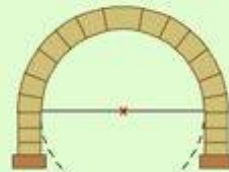
# TYPES D'ARCS



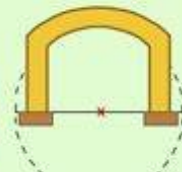
Plein cintre



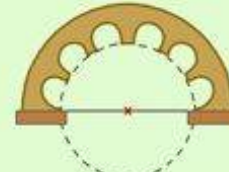
Outrepassé



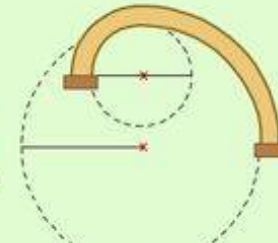
Surhaussé



Surbaissé

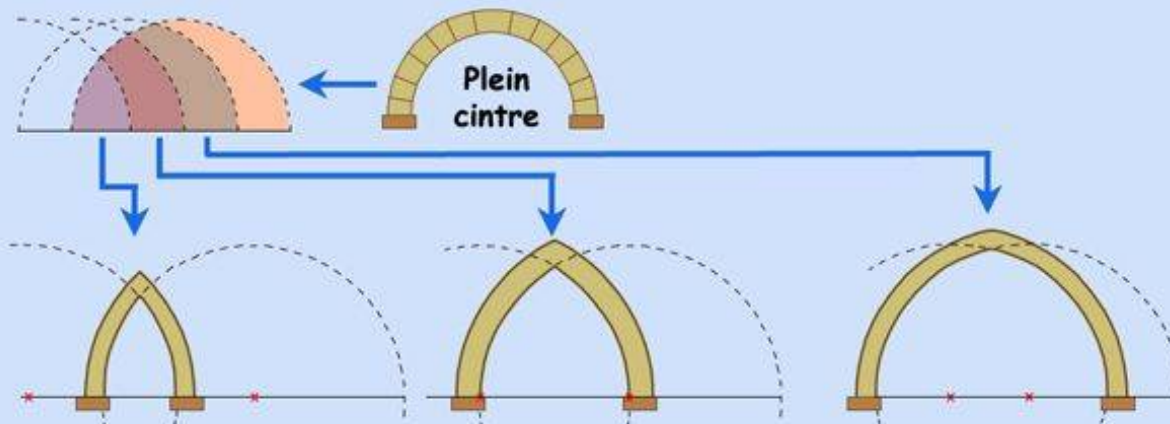


Polylobé



Rampant

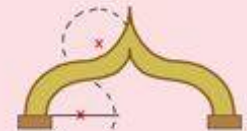
**ARCS BRISES** Les arcs brisés dérivent tous de l'arc en plein cintre.



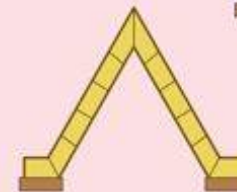
Lancette  
ou lancéolé

Tiers point  
ou équilatéral

Brisé surbaissé



En accolade



En mitre

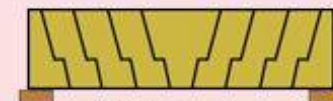
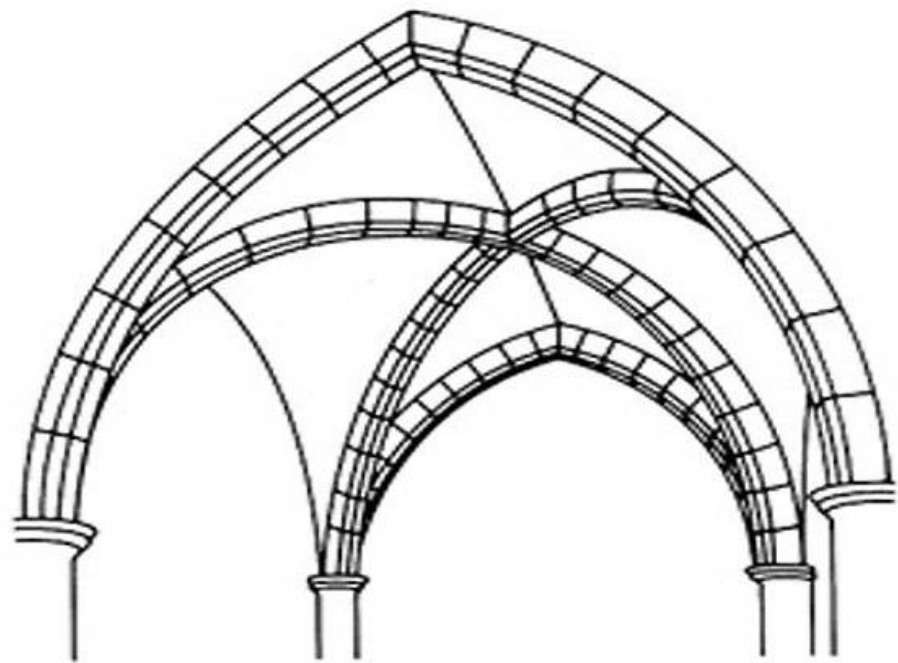


Plate bande

Par sa surface inférieure, l'arc en plate bande est assimilé à un linteau, mais par ses claveaux, il est un arc.







Crypte et nef de la cathédrale de Speyer



Basilique Saint-Sernin de Toulouse



Notre-Dame de Paris



Sainte-Chapelle de Paris



Notre-Dame de Chartres



SANCTORVM CE TVS STAT XPISTO IVDICE LET VS

OMNES PERVERSI SIC SVN ET TARTARAMERS

S O L E  
O I S I G N A  
L A N T E A  
C R V C I S E R T I N  
C L A V I  
L V N A  
C E L O E V N


IVR ELEO

AD IELI GAVDIA VICTIS FLORJA PAX REQVIES PERPETVVS QVIES + PENIS IN HVVS TVRVCIA TVR INTGNIBVS VS T DEMONAS ATQ TREMVN IPE

AC IELI CIVI TE SEPI ET AT IS AM ILS IC SLANT GAVO EN  
TES SECVRI NIL ME IVVENTES  
MAGS GOVNDACES FALS SDE VPIDI QV ERAPACES SIC SUTD

# Sainte-Foy de Conques

ATORÉS TRANSMVTE TIS NISIMORÉS AVDICI VMDVRVM VÖR ISSCITÖTE V TVR VOO I



Notre-Dame d'Amiens